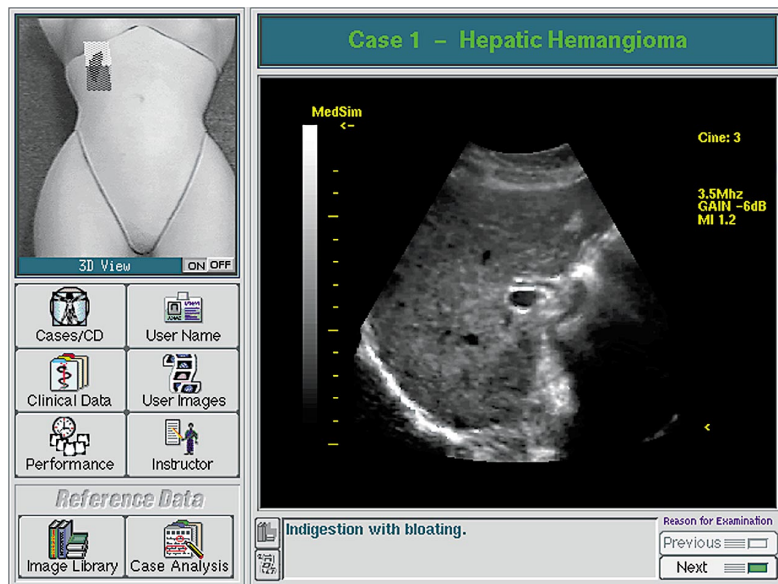


*Full Screen Image Showing User Interface and
Hepatic Hemangioma*



M O D U L E 1


Abdomen Module 1 - allows users of MedSim's UltraSim[®] ultrasound education system to learn and practice abdominal ultrasound examinations, and evaluate their skills in performing those examinations, all without the need for patients or models. Abdomen Module 1 is effective for group education sessions and self-guided learning.

The module includes 40 clinical cases that cover a wide range of normal and common pathologic conditions. Each Abdomen Module 1 case is a complete clinical experience containing organ-specific patient ultrasound data, a case specific protocol or educational task set, an individual patient clinical history, and reference images. Accompanying the cases are comprehensive instructor workbooks, user worksheets, and suggested curricula. The Abdomen Module 1 is an excellent adjunct to educational programs designed to teach abdominal anatomy identification and examination protocols.

The Abdomen Module 1 is appropriate for both introductory and experienced users. It features progressive case difficulty levels that keep pace with a user's improving imaging and diagnostic capabilities. Introductory users gain access to valuable hands-on scanning without the pressure of working with live patients. Experienced users benefit from advanced cases, and unrestricted examination time on difficult cases or tasks. For all users, the module serves as an objective tool to verify knowledge of abdominal anatomy and examination skills.

This module requires the MedSim Full-Torso Mannequin.

Abdomen Module 1 CD's



*Abdomen Module 1
Instructor Manuals*



*Requires Mock
Curved Transducer*



*Requires Full
Torso Mannequin*

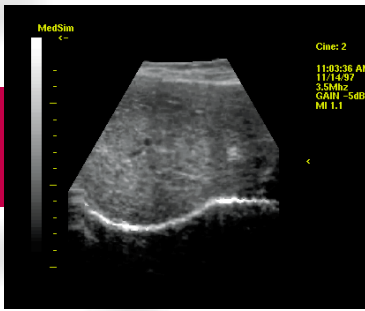


ABDOMEN SERIES

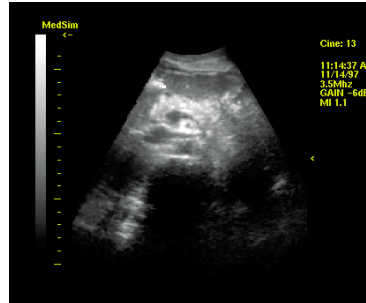
MODULE 1

Examples of cases which are included in this module:

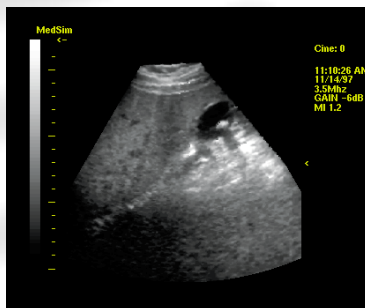
- Normal Liver
- Normal Liver, Right Kidney and Biliary System
- Normal Vascular Anatomy and Hemangioma
- Hepatic Hemangioma
- Normal Biliary System
- Normal Biliary System and Right Kidney
- Gallstone
- Gallstones and Hepatic Hemangioma
- Normal Pancreas
- Normal Spleen
- Splenomegaly
- Urinary Bladder with Enlarged Prostate
- Urinary Bladder Carcinoma
- Normal Right Kidney
- Normal Liver, Right Kidney and Biliary System
- Normal Biliary System and Right Kidney
- Right Renal Cyst
- Normal Left Kidney
- Left Kidney With Minimal Hydronephrosis
- Left Renal Cyst



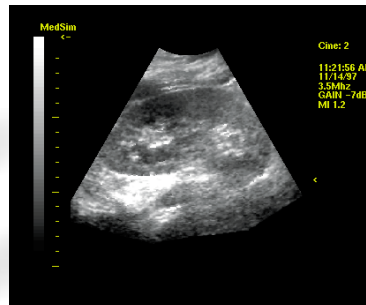
Liver Hemangioma



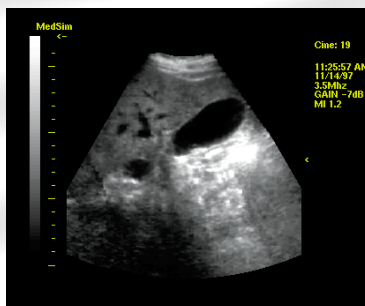
Normal Pancreas



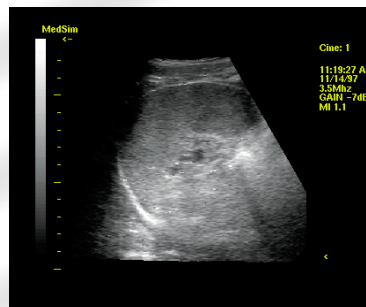
Gallbladder Stone



Normal Left Kidney



Normal Gallbladder



Normal Spleen

MEDSIM
ADVANCED MEDICAL SIMULATION